



twinkl.co.uk

Thanks for not printing this page!

Simply print from page 2 in your printing options to avoid wasted paper & ink!



...your first choice for easy to use, trusted and high quality teaching materials for educators and parents worldwide - professionally crafted materials with a personal touch.

A brief word about copyright...

By downloading this resource, you agree to the following:



You may use this resource for personal and/or classroom use only.

In order to support us, we ask that you always acknowledge www.twinkl.co.uk as the source of the resource. **If you love these resources, why not let others know about Twinkl?**



You must not reproduce or share this resource with others in any form. They are more than welcome to download the resource directly from us.

You must not host or in any other way share our resources directly with others, without our prior written permission.

We also ask that this product is not used for commercial purposes and also that you do not alter the digital versions of our products in any way.

Thank you for downloading!

We hope you enjoy the resource and we'll see you very soon!



Did you know we also have twinkl Premium for schools?





Email sales@twinkl.co.uk for more information.

Name: _____

Date: _____

CVC Words Cut and Paste Worksheet : a

Directions: Cut and paste the letters to make the word for the picture in the box.





h	a	v	n	a	n
g	a	b	p	t	a

Name: _____

Date: _____

CVC Words Cut and Paste Worksheet : a

Directions: Cut and paste the letters to make the word for the picture in the box.

 <p>Treasure Island map with labels: Cannibal Village, Smuggler's Den, Horror Mountains, Doom Volcano, The Bottomless Lake, Skull Rock, The Forest of No Return.</p>	 <p>A water tap with two drops of water falling from the spout.</p>				
 <p>A cartoon illustration of a sitting cat.</p>	 <p>A cartoon illustration of a bat hanging upside down with its wings spread.</p>				





t	a	t	c	a	p
m	a	b	p	t	a

Name: _____

Date: _____

CVC Words Cut and Paste Worksheet : a

Directions: Cut and paste the letters to make the word for the picture in the box.

c	a	t	j	a	p
m	a	n	m	m	a